





District Health Assessment for Multiple District 1 through January 2025

		Clubs							Membership							Member Strength		Cancellation		Reports			Finance	Leadership			
District Name	Status/ Number of Months in Status *	Active Clubs	Clubs in Status Quo	Total Clubs	% Status Quo Clubs in Financial Suspension	New Clubs	Cancelled Clubs	YTD Net Club Gain/Loss	Current Members In Active Clubs	Current Members In Status Quo Clubs	Current Total Members Count	YTD Add	YTD Drop	YTD NetGrowth (includes Active and Status Quo)	YTD NetGrowth% (includes Active and Status Quo)	Member Count 12 Months Ago	Average Member Count Per Club	% of Clubs with less than 20 members	Average Cancelled Club Age	Members Lost Due to Cancelled Clubs	% of Clubs Reporting Service	% No MMR in 3 Months	% No Officer Report in 12 months	% of Clubs with balance 90+ days	Number of Zone Chairs Recorded	Number of Region Chairs Recorded	District Officers Vacancies **
1 A		69	0	69	0%	1	2	-1	1837	0	1837	222	144	78	4.43%	1,852	27	52%	18	30	70%	59%	3%	4%	13	6	
1 BK		59	0	59	0%	0	0	0	1737	0	1737	81	84	-3	-0.17%	1,746	29	42%	0	0	44%	46%	5%	2%	9	2	
1 CN	T(24)	30	0	30	0%	0	1	-1	937	0	937	42	64	-22	-2.29%	976	31	27%	86	20	30%	37%	0%	3%	4	0	GST
1 CS	T(24)	23	0	23	0%	0	0	0	500	0	500	19	21	-2	-0.40%	521	22	57%	0	0	35%	61%	0%	0%	2	0	GLT,GMT
1 D		48	0	48	0%	1	0	1	1449	0	1449	92	67	25	1.76%	1,414	30	29%	0	0	38%	52%	0%	2%	13	0	
1 F	T(24)	29	0	29	0%	0	0	0	846	0	846	66	41	25	3.05%	807	29	45%	0	0	38%	31%	0%	0%	5	0	
1 G	T(24)	31	0	31	0%	0	1	-1	661	0	661	30	57	-27	-3.92%	698	21	48%	73	20	32%	68%	0%	3%	7	0	
1 H	T(24)	37	0	37	0%	0	0	0	888	0	888	46	47	-1	-0.11%	910	24	41%	0	0	86%	43%	0%	5%	0	0	1st VDG,2nd VDG,GLT,GMT
1 J		55	0	55	0%	0	0	0	2087	0	2087	115	111	4	0.19%	2,051	38	27%	0	0	56%	40%	11%	5%	10	1	
1 M	T(20)	48	0	48	0%	0	0	0	1177	0	1177	59	50	9	0.77%	1,193	25	42%	0	0	38%	40%	0%	0%	8	0	
		429	0	429	0%	2	4	-2	12119	0	12119	772	686	86	0.71%	12,168	28	41%	49	70	49%	48%	3%	3%	71	9	




District Health Assessment for Multiple District 11 through January 2025

		Clubs							Membership							Member Strength		Cancellation		Reports			Finance	Leadership			
District Name	Status/ Number of Months in Status *	Active Clubs	Clubs in Status Quo	Total Clubs	% Status Quo Clubs in Financial Suspension	New Clubs	Cancelled Clubs	YTD Net Club Gain/Loss	Current Members In Active Clubs	Current Members In Status Quo Clubs	Current Total Members Count	YTD Add	YTD Drop	YTD NetGrowth (includes Active and Status Quo)	YTD NetGrowth% (includes Active and Status Quo)	Member Count 12 Months Ago	Average Member Count Per Club	% of Clubs with less than 20 members	Average Cancelled Club Age	Members Lost Due to Cancelled Clubs	% of Clubs Reporting Service	% No MMR in 3 Months	% No Officer Report in 12 months	% of Clubs with balance 90+ days	Number of Zone Chairs Recorded	Number of Region Chairs Recorded	District Officers Vacancies **
11 A1	T(24)	31	0	31	0%	0	2	-2	646	0	646	40	61	-21	-3.15%	669	21	58%	8	6	32%	42%	0%	3%	8	0	2nd VDG
11 A2	T(20)	31	0	31	0%	0	0	0	1221	0	1221	64	70	-6	-0.49%	1,215	39	32%	0	0	68%	42%	3%	3%	6	3	
11 B1	T(24)	40	0	40	0%	0	0	0	855	0	855	52	66	-14	-1.61%	892	21	50%	0	0	38%	45%	5%	0%	7	0	
11 B2	T(24)	31	0	31	0%	0	0	0	796	0	796	53	60	-7	-0.87%	815	26	48%	0	0	90%	55%	0%	6%	6	0	
11 C1	T(24)	25	0	25	0%	0	0	0	710	0	710	31	46	-15	-2.07%	706	28	56%	0	0	100%	48%	4%	0%	5	0	2nd VDG
11 C2	T(24)	31	0	31	0%	0	0	0	669	0	669	27	33	-6	-0.89%	700	22	52%	0	0	81%	55%	3%	0%	6	0	2nd VDG
11 D1	T(24)	34	0	34	0%	0	0	0	892	0	892	38	83	-45	-4.80%	944	26	50%	0	0	38%	41%	9%	0%	6	3	
11 D2	T(17)	45	0	45	0%	0	0	0	1190	0	1190	51	67	-16	-1.33%	1,198	26	44%	0	0	98%	51%	2%	2%	5	2	GLT,GMT,GST
11 E1	T(24)	37	0	37	0%	0	1	-1	894	0	894	53	56	-3	-0.33%	901	24	49%	48	7	81%	49%	0%	5%	5	0	1st VDG
11 E2	T(24)	25	0	25	0%	0	1	-1	662	0	662	71	82	-11	-1.63%	675	26	52%	65	9	64%	68%	4%	0%	3	0	2nd VDG
		330	0	330	0%	0	4	-4	8535	0	8535	480	624	-144	-1.66%	8,715	26	49%	32	22	69%	49%	3%	2%	57	8	




District Health Assessment for Multiple District 25 through January 2025

		Clubs							Membership							Member Strength		Cancellation		Reports			Finance	Leadership			
District Name	Status/ Number of Months in Status *	Active Clubs	Clubs in Status Quo	Total Clubs	% Status Quo Clubs in Financial Suspension	New Clubs	Cancelled Clubs	YTD Net Club Gain/Loss	Current Members In Active Clubs	Current Members In Status Quo Clubs	Current Total Members Count	YTD Add	YTD Drop	YTD NetGrowth (includes Active and Status Quo)	YTD NetGrowth% (includes Active and Status Quo)	Member Count 12 Months Ago	Average Member Count Per Club	% of Clubs with less than 20 members	Average Cancelled Club Age	Members Lost Due to Cancelled Clubs	% of Clubs Reporting Service	% No MMR in 3 Months	% No Officer Report in 12 months	% of Clubs with balance 90+ days	Number of Zone Chairs Recorded	Number of Region Chairs Recorded	District Officers Vacancies **
25 A	T(24)	46	0	46	0%	0	0	0	1101	0	1101	76	55	21	1.94%	1,094	24	46%	0	0	39%	52%	0%	4%	7	0	
25 B	T(24)	45	0	45	0%	0	0	0	956	0	956	44	75	-31	-3.14%	996	21	53%	0	0	38%	51%	11%	2%	7	0	
25 C		49	0	49	0%	0	2	-2	1260	0	1260	49	85	-36	-2.78%	1,330	26	57%	74	18	65%	53%	22%	2%	8	1	2nd VDG
25 D	T(24)	34	0	34	0%	0	0	0	1138	0	1138	60	41	19	1.70%	1,133	33	32%	0	0	100%	50%	3%	3%	6	0	2nd VDG
25 E	T(24)	49	0	49	0%	0	1	-1	1104	0	1104	41	39	2	0.18%	1,146	23	49%	96	0	57%	51%	0%	6%	12	0	
25 F	T(6)	53	0	53	0%	0	0	0	1243	0	1243	69	70	-1	-0.08%	1,276	23	43%	0	0	43%	47%	13%	2%	7	1	
25 G	T(24)	44	0	44	0%	0	0	0	1140	0	1140	46	54	-8	-0.70%	1,151	26	39%	0	0	50%	55%	2%	0%	9	0	
		320	0	320	0%	0	3	-3	7942	0	7942	385	419	-34	-0.43%	8,126	25	46%	81	18	54%	51%	8%	3%	56	2	




District Health Assessment for Multiple District 43 through January 2025

	Status/ Number of Months in Status *	Clubs							Membership							Member Strength		Cancellation		Reports			Finance	Leadership			
		Active Clubs	Clubs in Status Quo	Total Clubs	% Status Quo Clubs in Financial Suspension	New Clubs	Cancelled Clubs	YTD Net Club Gain/ Loss	Current Members In Active Clubs	Current Members In Status Quo Clubs	Current Total Members Count	YTD Add	YTD Drop	YTD NetGrowth (includes Active and Status Quo)	YTD NetGrowth% (includes Active and Status Quo)	Member Count 12 Months Ago	Average Member Count Per Club	% of Clubs with less than 20 members	Average Cancelled Club Age	Members Lost Due to Cancelled Clubs	% of Clubs Reporting Service	% No MMR in 3 Months	% No Officer Report in 12 months	% of Clubs with balance 90+ days	Number of Zone Chairs Recorded	Number of Region Chairs Recorded	District Officers Vacancies **
43 K		70	0	70	0%	2	1	1	2067	0	2067	199	139	60	2.99%	2,077	30	36%	41	5	96%	46%	3%	3%	12	4	
43 Y		71	0	71	0%	0	1	-1	1597	0	1597	66	112	-46	-2.80%	1,651	22	56%	84	8	97%	65%	1%	1%	10	3	
		141	0	141	0%	2	2	0	3664	0	3664	265	251	14	0.38%	3,728	26	46%	62	13	96%	55%	2%	2%	22	7	



District Health Assessment for District 10 through January 2025

		Clubs							Membership							Member Strength		Cancellation		Reports			Finance	Leadership			
District Name	Status/ Number of Months in Status *	Active Clubs	Clubs in Status Quo	Total Clubs	% Status Quo Clubs in Financial Suspension	New Clubs	Cancelled Clubs	YTD Net Club Gain/ Loss	Current Members In Active Clubs	Current Members In Status Quo Clubs	Current Total Members Count	YTD Add	YTD Drop	YTD NetGrowth (includes Active and Status Quo)	YTD NetGrowth% (includes Active and Status Quo)	Member Count 12 Months Ago	Average Member Count Per Club	% of Clubs with less than 20 members	Average Cancelled Club Age	Members Lost Due to Cancelled Clubs	% of Clubs Reporting Service	% No MMR in 3 Months	% No Officer Report in 12 months	% of Clubs with balance 90+ days	Number of Zone Chairs Recorded	Number of Region Chairs Recorded	District Officers Vacancies **
10		47	0	47	0%	0	0	0	1313	0	1313	78	71	7	0.54%	1,311	28	30%	0	0	100%	57%	2%	0%	8	5	
		47	0	47	0%	0	0	0	1313	0	1313	78	71	7	0.54%	1,311	28	30%	0	0	100%	57%	2%	0%	8	5	

\* - District Status: P - Provisional, T - Transitional.  
\*\* - District Officers Vacancies: DG - District Governor, 1st VDG - First Vice District Governor, 2nd VDG - Second Vice District Governor.